



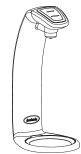
Instanta G2 InstaTap

Commercial Boiling 10 litre Matt Black High

BOILING



1 font included:



Also available in:



POLISHED STAINLESS

Product code: I2CB10H

Actual product may vary slightly depending on functionality. The image shown is a representation only.

Features and benefits

Enhanced hygiene

Antimicrobial steritouch keypad that reduces 99.9% of surface bacteria, perfect for maintaining hygiene.

Smooth water flow

Dispenses a smooth water flow to minimise spluttering and steam.

Choice of dispense

There are three options available: free pour and 2 measured dispense.

Choice of design

Available in 2 heights and 2 finishes.

Model	Capacity	Heat up time (minutes)	Rapid draw off (litres)	Rapid draw off (cups)*	Boiling cups per hour*	Nominal power rating kW @ 230V	Command centre dimensions W x D x H
I2CB10BH	10 Litres	20	10	60	180	3	230mm x 415mm x 520mm

*Cups measured at 167ml

Product detail

Specification type

Product code	I2CB10BH
Product name	InstaTap G2 Commercial Boiling 10ltr matt black high

Capacity, weights & dimensions

Water functions	Boiling
Boiling capacity	180 Cups per hour (default temperature setting at 96 ° C)
Unit dimension (W x D x H)	230mm x 415mm x 520mm
Product weight - empty / full	10.5kg / 22.5kg

Plumbing

Wholesome water inlet supply required	Cold Feed
Supply pressure range	2 - 5 bar
Supply connection	1 x isolated 3/4" BSP BSP fitting (Install rail 15mm)
Installation	Must comply with current water supply regulations

Electrical

Command centre power rating	3kW @ 220-240V
Voltage supply	13 amps
Power supply requirements	1 x 13amp socket outlet
Cable length	1.7m fitted with UK standard 3-pin plug
Installation	Must comply with current IEEE regulations

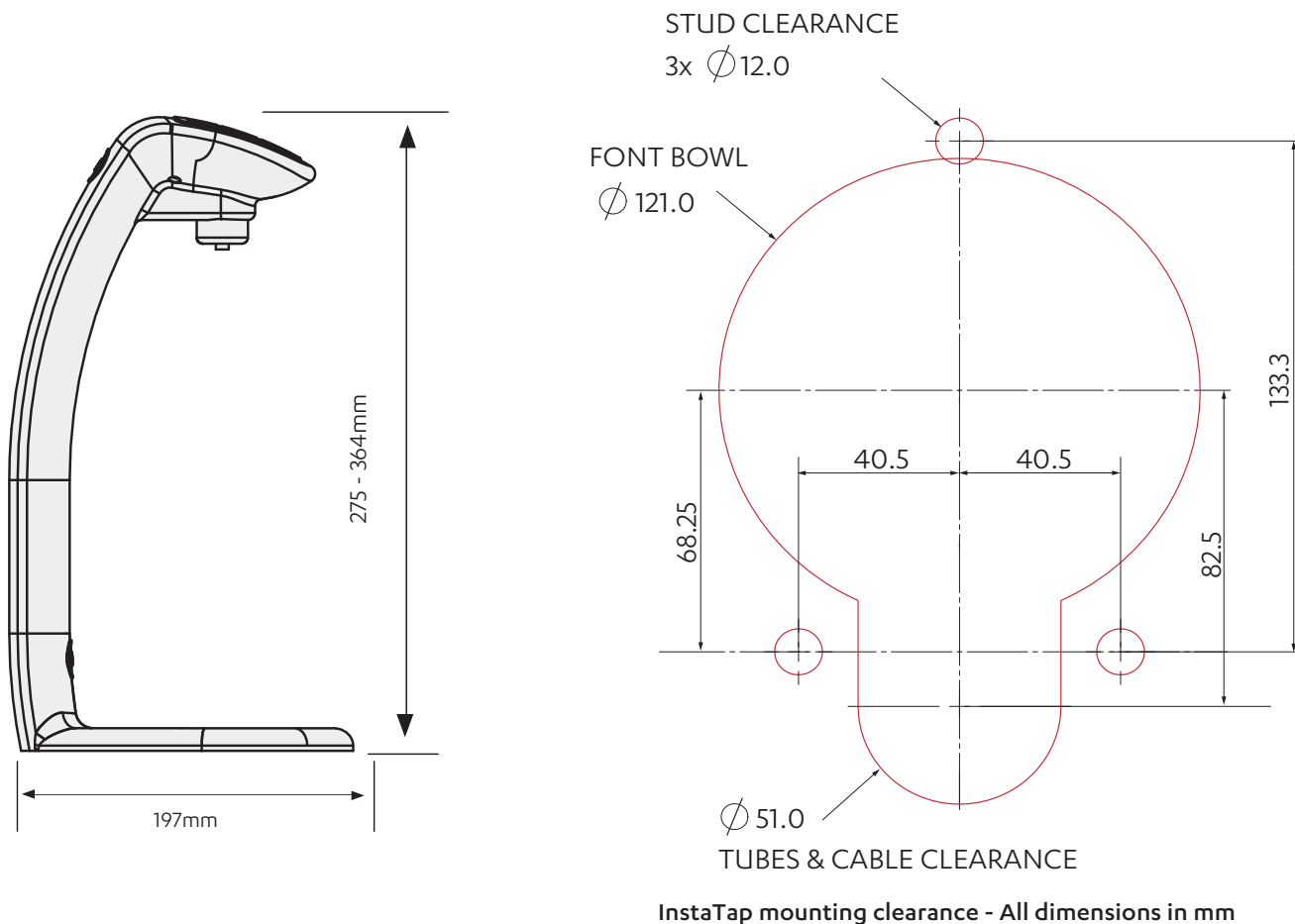
Font

Style	High
Finish	Matt Black
Dimensions (W x D x H)	150mm x 197mm x 364mm
Tap font clearance	280mm
Disability options	No
Packed Dimensions (W x D x H)	490mm x 215mm x 275mm
Packed weight	5.15kg

Command Centre

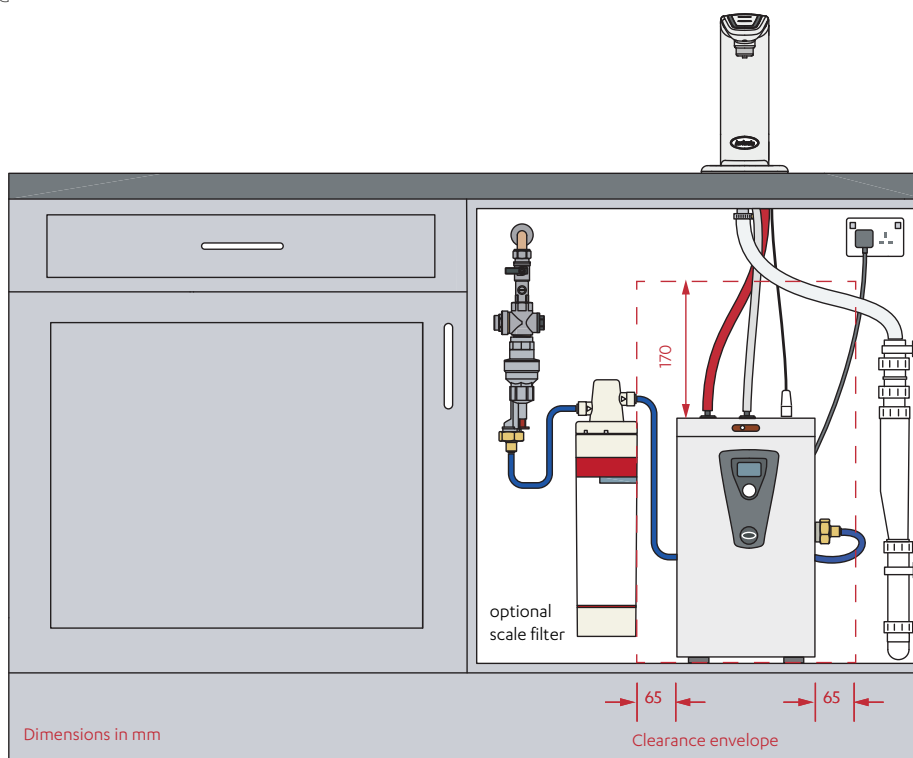
Factory temperature boiling	96°C
Heat up time	20 mins
Stand by power loss (Idle over 24hrs)	0.77 kW/h
Wholesome water supply requirements	Cold Feed
Tank material	Stainless steel
Packed Dimensions (W x D x H)	340mm x 525mm x 605mm
Packed weight	11.6kg

Font installation



Under-counter unit installation

Clearance space required
for under counter unit



B Comm10 Litre